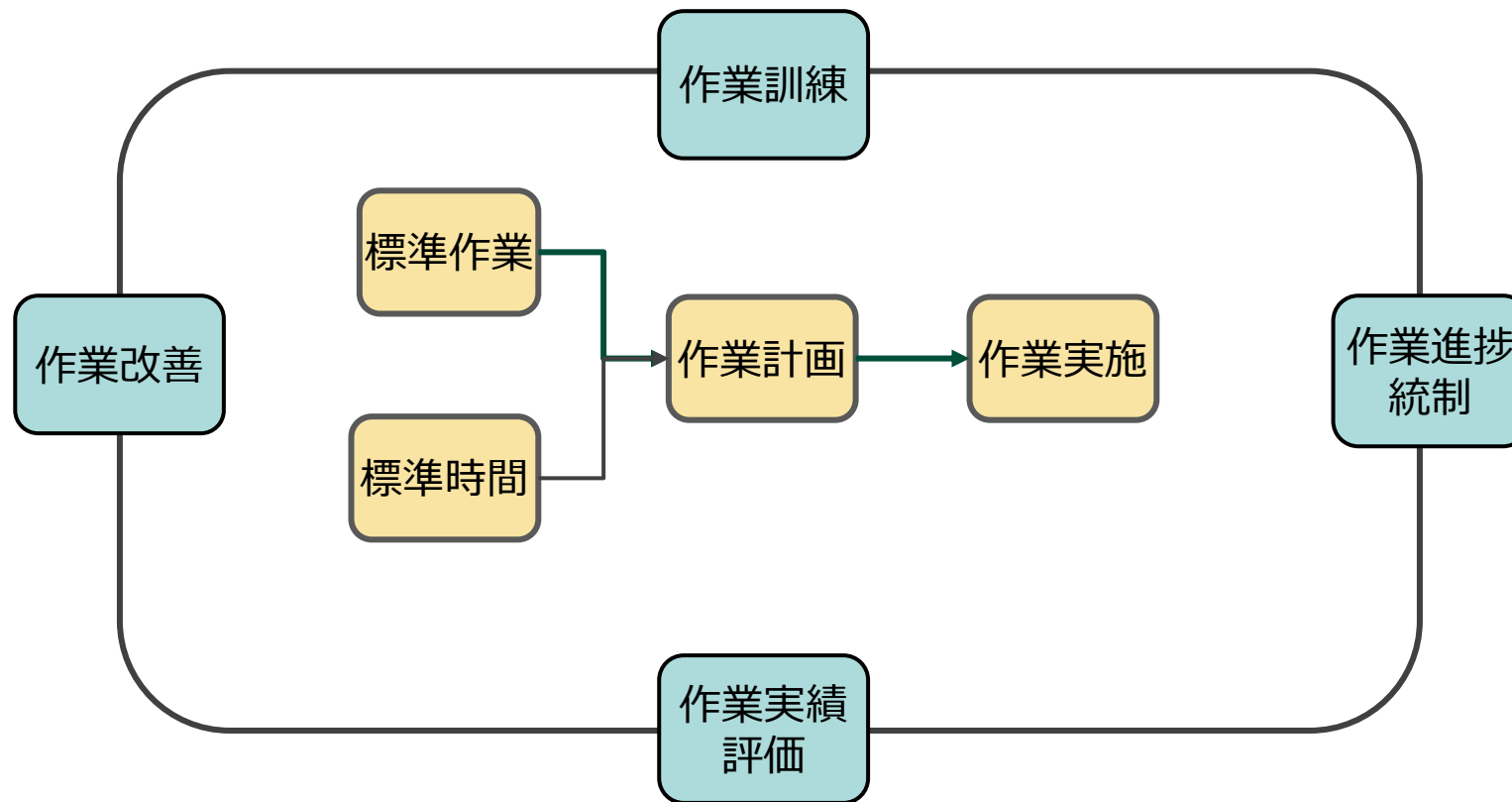
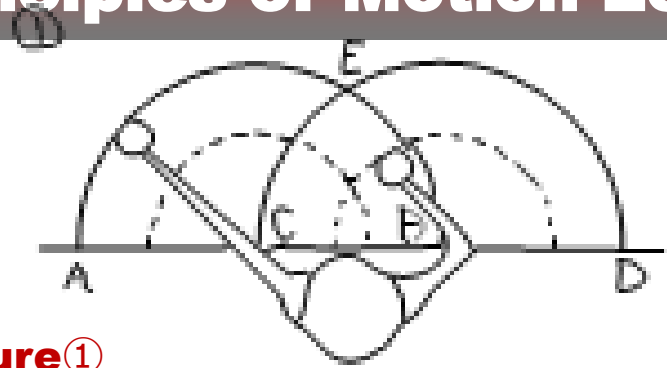


作業管理

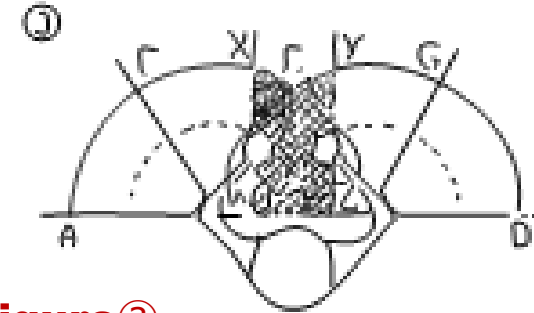
作業管理は、作業方法の分析・改善により標準作業と標準時間を設定してこの標準を維持する活動である。平均的な熟練度の作業者が標準作業を行うときの作業時間を標準時間と設定し作業者を教育訓練する。生産活動をより効果的で作業をしやすいものにしていくことを目的としている。





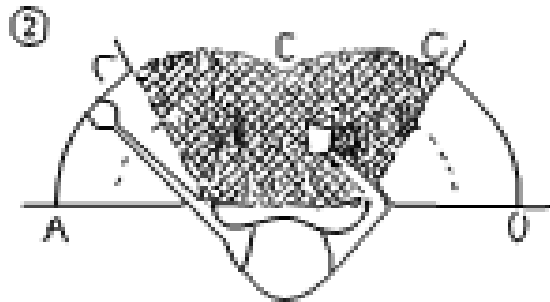
**Figure ①**

- The widest workspace which the operator can stretch right and left hand.
- He must move the shoulder out of the space. The space surrounded by the dotted line the most effectively.



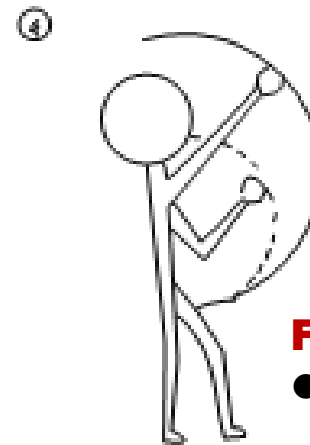
**Figure ③**

- In the space surrounded by the slash line the operator can start and finish moving in union by using the right and left hand.



**Figure ②**

- The operator can pick up a small material in the space surrounded by the slash line.

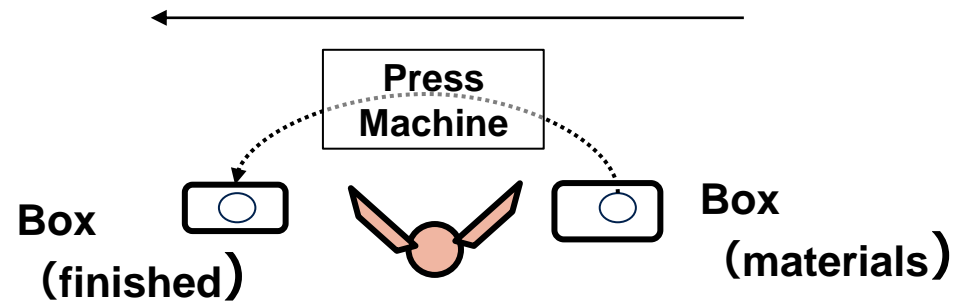


**Figure ④**

- In the vertical space the operator can stretch hands.

# Right & Left-Handed Operation Analysis

Layout



Left hand motion			Right hand motion
Waiting	D	⇒	Stretch hand out to materials
	↓	○	Pick materials up
	↓	⇒	Move them in front of press
	↓	○	Slide them into position
Stretch hand out to finished	⇒	○	Push the button
Pick finished up from press	○	D	Pick finished up from press
Put it into the product box	⇒	↓	